

FUTRUS® C-SERIES COMMERCIAL CASEWORK

AWARD-WINNING CASEWORK SYSTEM FEATURING INTERIOR & EXTERIOR SURFACES MADE FROM CORIAN® SOLID SURFACE.

FUTRUS
SOLUTIONS WITH CORIAN® DESIGN

designed with

CORIAN®
SOLID SURFACE

MODEL C-SERIES

Specification Sheet

Division 12 FF&E

FEATURES

- Made with 100% Corian®
- Bleach cleanable
- Corian® Resists scratching, staining, chipping & impacts
- Seamless & nonporous
- GREENGUARD® Certified to resist mold, virus & bacteria growth
- Available in all Corian® colors

STANDARD CORIAN® COLOR OPTIONS

Color*	Code	Description
	GW	Glacier White
	CW	Cameo White
	BI	Bisque
	BN	Bone
	VY	Silver Gray
	NL	Vanilla

Color tiles are for reference only*
See full Corian® color choices at Futrus.com

CERTIFICATIONS

- GREENGUARD certified to resist the growth of viruses, bacteria & mold
- GREENGUARD Gold low VOC emissions
- Contributes to LEED certification credits
- Class 1 (Class A) fire rated



FUTRUS® C-SERIES COMMERCIAL CASEWORK

AWARD-WINNING CASEWORK SYSTEM FEATURING INTERIOR & EXTERIOR SURFACES MADE FROM CORIAN® SOLID SURFACE.



designed with

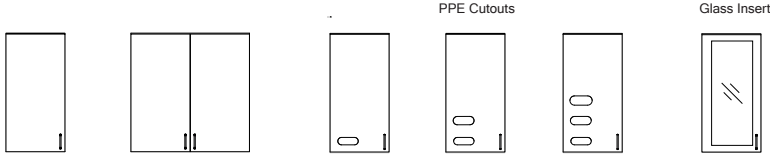


MODEL C-SERIES

Specification Sheet

Division 12 FF&E

WALL CABINET

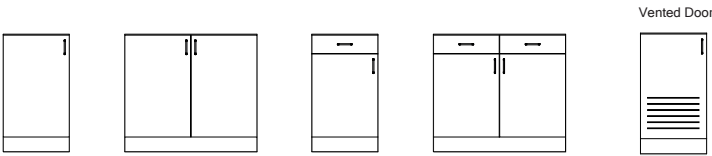


MODEL: C-WALL
(Any width over 24" will require 2 doors | Includes 2 adjustable shelves)

STANDARD SIZES

WIDTH: 18", 24", 32", 36", 42", 48"
 DEPTH: 11", 14", 18"
 HEIGHT: 18", 24", 32", 36", 42", 48"

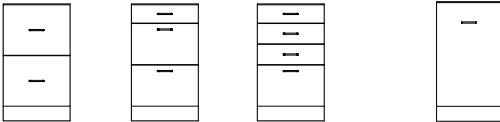
BASE CABINET



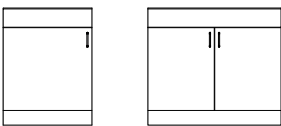
MODEL: C-BASE
(Any width over 24" will require 2 doors | Includes 1 adjustable shelf)

STANDARD SIZES

WIDTH: 18", 24", 32", 36", 42", 48"
 DEPTH: 21", 24"
 HEIGHT: 28", 32", 36"

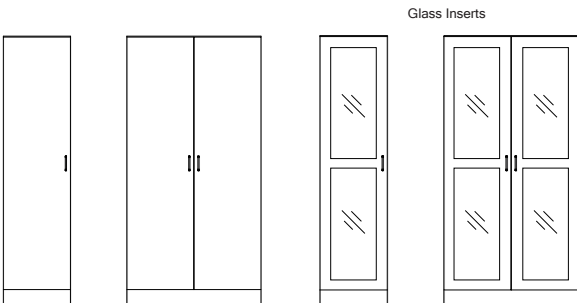


MODEL: C-DRAWER BASE
 MODEL: C-BIN
(Pull out drawer for standard 13 gallon trash bin)



MODEL: C-SINK BASE
(Any width over 24" will require 2 doors | Includes 1 adjustable shelf)

TALL CABINET



MODEL: C-TALL
(Any width over 24" will require 2 doors | Includes 4 adjustable shelves & 1 center fixed shelf)

STANDARD SIZES

WIDTH: 18", 24", 36", 48"
 DEPTH: 21 / 22", 24 / 25"
 HEIGHT: 60", 72", 84", 96"

FUTRUS® C-SERIES COMMERCIAL CASEWORK

AWARD-WINNING CASEWORK SYSTEM FEATURING INTERIOR & EXTERIOR SURFACES MADE FROM CORIAN® SOLID SURFACE.




MODEL C-SERIES

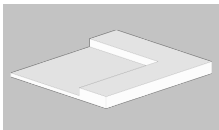
Specification Sheet

Division 12 FF&E

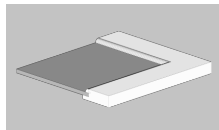
FUTRUS® DOOR STYLES




Standard Profile
132




Standard Square Profile
133




Glass Insert
140



Ventilation Cutout Profile
144

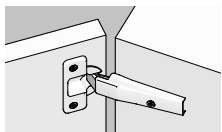


Cove Edge Profile
150

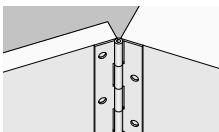


Infection Control Profile
155

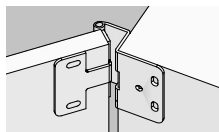
FUTRUS® DOOR HINGE OPTIONS



Full Overlay Euro Hinge (Standard)
Euro

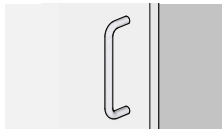


Piano Hinge
Piano

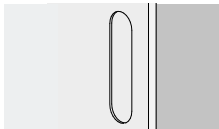


316 SS Institutional Hinge
316IH

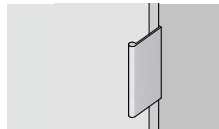
FUTRUS® DOOR PULL OPTIONS



4" C-Pull (Standard)
C-Pull

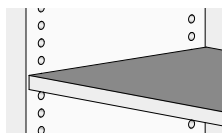


Integrated Pull
Int-Pull

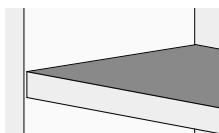


Tab Pull
Tab-Pull

FUTRUS® SHELVING STYLE

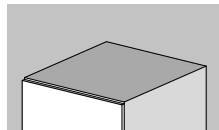


Adjustable Shelves (Standard)
Adj

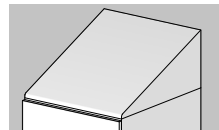


Fixed Shelves
Fixed

FUTRUS® CABINET TOP



Horizontal Top (Standard)
Horizontal



Sloped Top
Sloped

OPTIONAL UPGRADES

Code	Description
LD	Locking Doors
UL	Under Cabinet Lighting

TECHNICAL INFORMATION

- All dimensions are nominal
- Futrus® 5-year limited warranty
- Corian® 10-year material warranty

RECOMMENDED SPECIFICATION

The Futrus C-Series Commercial Casework, Model C-SERIES. C-Series casework to be made of Corian® solid surface. Casework to be GREENGUARD certified to resist the growth of viruses, bacteria & mold; GREENGUARD Gold low VOC emissions; Contribute to LEED certification credits; Class 1 (Class A) fire rated.

MODEL SPECIFICATION

C-

(C- Model Name_Corlan Color_Width_Depth_Height_Drawer Qty_Door Style_Hinge Style_Door Pull_Shelving_Shelf Qty_Optional Upgrade1_Optional Upgrade 2)

Put "X" if not applicable