

# FUTRUS® MAGNAGUARD HYBRID MRI CASEWORK

CASEWORK SYSTEM DESIGNED FOR USE WITH MAGNETIC IMAGING SYSTEMS, FEATURING SOLID SURFACE EXTERIOR SURFACES & LAMINATE OR THERMOFOIL INTERIOR COMPONENTS



## MODEL HMAG

Specification Sheet  
Division 12 FF&E






### FEATURES

- Made with Corian®
- Patented non-ferrous construction
- Bleach cleanable
- Seamless & nonporous
- Resists scratching, staining, chipping & impacts
- Adaptable design
- Available in all Corian® colors
- Available in a range of thermofoil & laminate colors
- GREENGUARD® Certified to resist mold, virus & bacteria growth

### STANDARD CORIAN® COLOR OPTIONS

| Color*   | Code | Description   |
|--|------|---------------|
|   | 00   | Glacier White |
|  | 01   | Cameo White   |
|  | 02   | Bisque        |
|  | 03   | Bone          |
|  | 04   | Silver Gray   |
|  | 05   | Vanilla       |

### STANDARD LAMINATE COLOR OPTIONS

| Color*   | Code     | Description                         |
|--|----------|-------------------------------------|
|  | LW / TW  | Laminate Walnut / Thermofoil Walnut |
|  | LC / TC  | Laminate Cherry / Thermofoil Cherry |
|  | LM / TM  | Laminate Maple / Thermofoil Maple   |
|  | LA1 / T1 | Laminate White / Thermofoil White   |
|  | LA2 / T2 | Laminate Black / Thermofoil Black   |

Color tiles are for reference only\*  
See full Corian® color choices at [futrus.com](http://futrus.com)



### CERTIFICATIONS

- GREENGUARD certified to resist the growth of viruses, bacteria & mold
- GREENGUARD Gold low VOC emissions
- Contributes to LEED certification credits
- Class 1 (Class A) fire rated

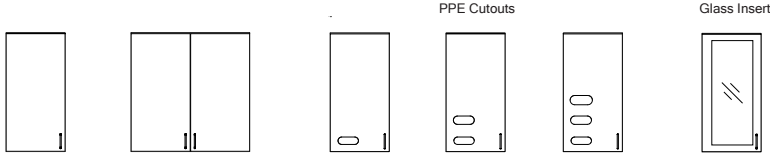


**FUTRUS® MAGNAGUARD HYBRID MRI CASEWORK**  
CASEWORK SYSTEM DESIGNED FOR USE WITH MAGNETIC  
IMAGING SYSTEMS, FEATURING SOLID SURFACE EXTERIOR  
SURFACES & LAMINATE OR THERMOFOIL INTERIOR COMPONENTS



**MODEL HMAG**  
Specification Sheet  
Division 12 FF&E

**WALL CABINET**

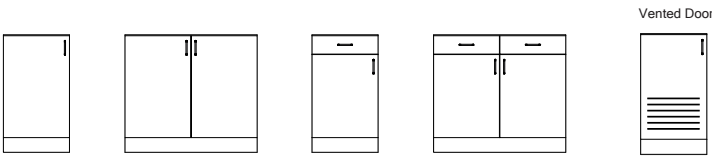


MODEL: C-WALL  
(Any width over 24" will require 2 doors | Includes 2 adjustable shelves)

**STANDARD SIZES**

WIDTH: 18", 24", 32", 36", 42", 48"  
DEPTH: 11", 14", 18"  
HEIGHT: 18", 24", 32", 36", 42", 48"

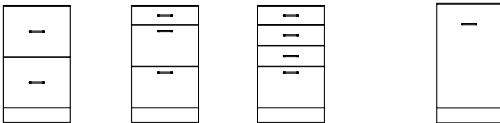
**BASE CABINET**



MODEL: C-BASE  
(Any width over 24" will require 2 doors | Includes 1 adjustable shelf)

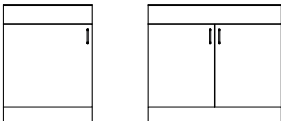
**STANDARD SIZES**

WIDTH: 18", 24", 32", 36", 42", 48"  
DEPTH: 21", 24"  
HEIGHT: 28", 32", 36"



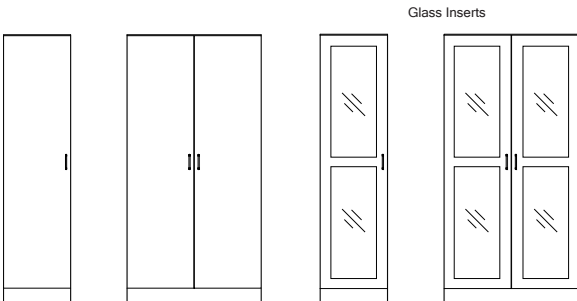
MODEL: C-DRAWER BASE

MODEL: C-BIN  
(Pull out drawer for standard 13 gallon trash bin)



MODEL: C-SINK BASE  
(Any width over 24" will require 2 doors | Includes 1 adjustable shelf)

**TALL CABINET**



MODEL: C-TALL  
(Any width over 24" will require 2 doors | Includes 4 adjustable shelves & 1 center fixed shelf)

**STANDARD SIZES**

WIDTH: 18", 24", 36", 48"  
DEPTH: 21 / 22", 24 / 25"  
HEIGHT: 60", 72", 84", 96"



futrus.com  
info@futrus.com

1.877.388.FUTRUS1 [388.7871]

