

FUTRUS® NATROLINE TROUGH SINK MODULE QUARTZ ANTI-SPLASHBACK LINEAR DRAIN TROUGH SINK WITH PLUMBING ENCLOSURE INCLUDED

MODEL FNLM





Specification Sheet

Division 22 Plumbing Manufacturers

FEATURES

- Made from 100% Quartz
- ADA compliant when installed according to guidelines
- Anti-splashback slope & self-draining basin
- GREENGUARD® certified to resist virus, bacteria mold growth
- Quartz resists virus, bacteria & mold growth
- Resists scratching, staining, chipping & impacts
- Seamless & nonporous
- Tamperproof plumbing enclosure
- Easy installation

POPULAR QUARTZ® COLOR OPTIONS (QC)

Color*	Code	Description	Price Group
	CWH	Cloud White	Group 1
	DGR	Dove Grey	Group 1
	SFL	Snow Flurry	Group 2
	SWH	Snow White	Group 2
	POR	Portoro	Group 3
	BIM	Bianco Marmor	Group 4
	ALT	Alternate Quartz	

*Color tiles are for reference only

See full standard quartz color options at futrus.com

OPTIONAL UPGRADES (OU)

Code	Description
FE	Finished Ends*
TCR	Trash cutout round
TCS	Trash cutout square
BB	Baby bowl
BS	Backsplash Shelf [for wall mounted faucets]

Standard is wall-to-wall*



CERTIFICATIONS

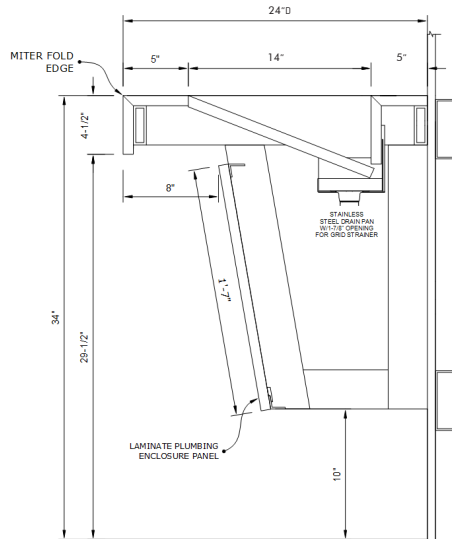
- Complies with the requirements in CSA B45.5/IAPMO Z124 standard for plastic plumbing fixtures and the requirements in the HUD Use of Materials Bulletin No. 73a.
- Futrus® Trough Sinks are listed by Home Innovation Research Labs and UL as meeting the requirements of the Uniform Plumbing Code, the International Plumbing Code and are listed by ULC as meeting the requirements of the National Plumbing Code of Canada.
- NSF/ANSI Standard 51 certified
- GREENGUARD certified to resist the growth of viruses, bacteria & mold
- GREENGUARD Gold low VOC emissions
- Contributes to LEED certification credits
- Class 1 (Class A) fire rated

FUTRUS® NATROLINE TROUGH SINK MODULE QUARTZ ANTI-SPLASHBACK LINEAR DRAIN TROUGH SINK WITH PLUMBING ENCLOSURE INCLUDED

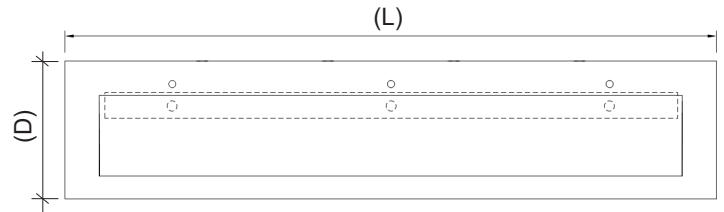
MODEL FNLM

Specification Sheet

Division 22 Plumbing Manufacturers



Side Cross Section



Top View

STANDARD SIZES

Trough Sink Dimensions (Inches)

Code	Length (L)	Depth (D)	Apron	Station Qty*
FNLM_24_24_4.5	24"	24"	4.5"	1
FNLM_36_24_4.5	36"	24"	4.5"	1
FNLM_48_24_4.5	48"	24"	4.5"	1
FNLM_60_24_4.5	60"	24"	4.5"	1
FNLM_72_24_4.5	72"	24"	4.5"	2
FNLM_84_24_4.5	84"	24"	4.5"	2
FNLM_96_24_4.5	96"	24"	4.5"	3
FNLM_108_24_4.5	108"	24"	4.5"	3
FNLM_120_24_4.5	120"	24"	4.5"	3
CUSTOM SIZE				

Custom lengths & configurations available*

EXAMPLE MODEL SPECIFICATION

FNLM_48_24_4.5_02_FE

(Model_Length_Depth_Apron Height_Corian Color_Optional Extra)

TECHNICAL INFORMATION

- All dimensions are nominal
- Futrus® 1-year limited warranty
- Corian® 10-year limited warranty

RECOMMENDED SPECIFICATION- PLUMBING FIXTURES SECTION 22

The Futrus NatroLINE Trough Sink Module, model FNLM. Sink and plumbing enclosure shall be made of 100% Quartz and feature a seamlessly integrated anti-splashback slope, self-draining basin and stainless, linear slot channel. Sink designed to be ADA compliant and supplied with mounting brackets. Division 22 Plumbing Fixtures. Must be Home Innovation Research Lab & UL certified to meet Uniform Plumbing Code and International Plumbing Code requirements in USA & Canada.