

**FUTRUS® S-SERIES HEALTHCARE CASEWORK SYSTEM**  
AWARD-WINNING CORIAN® SOLID SURFACE CASEWORK SYSTEM, DESIGNED  
FOR STERILE ENVIRONMENTS

**FUTRUS®**  
SOLID SURFACE SOLUTIONS



**FUTRUS S-SERIES HEALTHCARE CASEWORK SYSTEM**



MADE WITH  
**SOLID  
SURFACE**

futrus.com  
info@futrus.com  
1.877.FUTRUS1 [388.7871]

# FUTRUS® S-SERIES HEALTHCARE CASEWORK SYSTEM

AWARD-WINNING CORIAN® SOLID SURFACE CASEWORK SYSTEM, DESIGNED FOR STERILE ENVIRONMENTS

**FUTRUS®**  
SOLID SURFACE SOLUTIONS



Designed for environments requiring the highest standards of sanitation and sterilization. Featuring seamless, bleach cleanable Corian® solid surfaces, which are GREENGUARD certified to resist the growth of viruses, bacteria, and mold. Constructed using patented metal engineering techniques unique to Futrus, that eliminate traditional wood substrates for unrivalled structural and hygienic performance. This unique, modular system is fully adaptable by size, configuration, color and hardware to complement any space and support end user needs. Featuring 316 stainless components for extra resistance to corrosion and high resistance to chlorides and acids. Ideal for sterile environments including laboratories, pharmacies, clean rooms, and decontamination zones.

- Made with 100% Corian®
- Bleach cleanable
- Seamless & nonporous
- Resists, scratching, staining, chipping & impacts
- Adaptable design
- Available in all Corian® colors
- GREENGUARD® Certified to resist mold, virus & bacteria growth

For complete product specifications visit [futrus.com](http://futrus.com)




## CUSTOMIZATIONS

- Optional features: Drawer locks, selection of hardware
- Radius corners and edges
- Non-ferromagnetic hardware


## INTEGRATIONS

- Futrus® Wall System
- Custom Futrus® Sinks/Corian® Sinks
- Futrus® Sink Modules
- Cove Splashes


## STANDARD CORIAN® COLORS

Color*	Code	Description
	GW	Glacier White
	CW	Cameo White
	BI	Bisque
	BN	Bone
	VY	Silver Gray
	NL	Vanilla

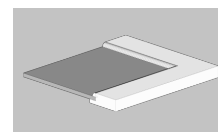
## FUTRUS® DOOR DETAILS




Standard Profile  
Style 132



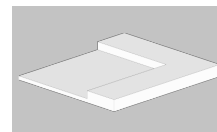
Cove Edge Profile  
Style 150




Glass Insert  
Style 140



Ventilation Cutout Profile  
Style 144



Standard Square Profile  
Style 133



Infection Control Profile  
Style 155

