


FUTRUS® SLIMLINE GRATE
METAL DRAIN GRATE TO FIT WITH THE AQUALINE
AND NATROLINE TROUGH SINKS




SlimLINE Grate



futrus.com
info@futrus.com
1.877.FUTRUS1 [388.7871]

FUTRUS® SLIMLINE GRATE

METAL DRAIN GRATE TO FIT WITH THE AQUALINE AND NATROLINE TROUGH SINKS




The SlimLINE grate is designed to fit discreetly behind the sink drain to help prevent debris, such as paper towels, from entering the drain opening and causing potential blockages. This simple solution reduces the risk of flooding and minimizes costly maintenance time.

- Made with stainless steel
- Rust & corrosion resistant
- Custom sized to fit drain opening
- Come pre-attached behind sink drain opening


STANDARD SIZING

WIDTH:	DEPTH:	HEIGHT:
31-1/2"	15-1/2"	2-3/8"


STANDARD PATTERN OPTIONS



Round Perforated - RP



Square Perforated - SP



Linear Perforated - SP

For complete product specifications visit futrus.com

